

**Sutton County Commissioners Court**  
**SPECIAL MEETING**  
**Thursday, October 27, 2022 at 9:00 a.m.**  
**Sutton County Courthouse, 102 N. Water St., Sonora TX 76950**

Rachel Chavez Duran  
County Judge

Lee Bloodworth  
Commissioner  
Precinct 1

Bob Brockman  
Commissioner  
Precinct 2

Carl Teaff  
Commissioner  
Precinct 3

Fred Perez  
Commissioner  
Precinct 4

**Members of the public may give comment before the Commissioners Court on any item on this agenda. Please note that members of the public may not communicate to the court about any other subject not specifically noticed on this agenda. Members of the Commissioners Court cannot discuss, deliberate, or act on any item or topic not scheduled on this agenda in accordance with existing law.**

**BUSINESS**

- 1 Call meeting to order
- 2 Prayer
- 3 Public Comment

**AGENDA**

**Receive reports of the following:**

- 4 Community Supervision Corrections Department-Wendy Geaslin
- 5 Tax Assessor/Collector-Kathy Marshall
- 6 EMS Report-TJ Thorp
- 7 County Commissioners
  - Lee Bloodworth, pct 1
  - Bob Brockman, pct 2
  - Carl Teaff, pct 3
  - Fred Perez, pct 4
- 8 County Judge – Rachel Chavez Duran

**Deliberate, Consider and take appropriate action regarding the following:**

- 9 Accounts Payable
- 10 Treasurer's Report-Janell Martin
- 11 Civic Center rental fee waiver request for The More the Merrier-Donna Garrett
- 12 Beyers & Associates-outside auditor report
- 13 Mitigation plan for emergency management-Art Fuentes & Texas Division of Emergency Management Representative
- 14 Local preparedness committee-Carl Teaff
- 15 2022 Sutton County Tax Roll
- 16 Employee salary scale adjustment
- 17 Preliminary Sutton County Personnel Policy Manual
- 18 Appointed Sheriff bond


## EXECUTIVE SESSION

- Note 1 Texas Government code 551.071, Consultation with Attorney
- Note 2 Texas Government code 551.072, Real Property
- Note 3 Texas Government code 551.074, Personnel Matters
- Note 4 Texas Government code 551.076, Security
- Note 5 Texas Government code 551.087, Economic Development Negotiations
- Note 6 Texas Government code 551.089, IT Security

*The County Commissioners Court of Sutton County reserves the right to adjourn into executive sessions at any time during this meeting to discuss any of the matters listed below. The Court may also consider any other matter posted on the agenda if there are issues that require consideration in Executive Session and the court announces that the item will be considered during Executive Session.*

## RECONVENE


19 Adjournment



---

RACHEL CHAVEZ DURAN, County Judge

POSTED ON THE BULLETIN BOARD IN THE COURTHOUSE ANNEX BUILDING and the SUTTON COUNTY WEB PAGE  
[www.co.sutton.tx.us](http://www.co.sutton.tx.us) this the 24<sup>th</sup> day of October 2022.



---

PAM THORP, County Clerk



# Line-item Transfer Amendment


Date: October 13, 2022

Honorable Commissioners Court of Sutton County:


I submit to you for your consideration the following line-item transfers:

	FUND	DEPT.	ACCT.	AMT.
From:	Misc	Sheriff's Office	10-5-560-4810	\$750.00
To:	Building Maint Equip	Sheriff's Office	10-5-560-5572	\$750.00

Reason: Cover expenses Not Allowed in Misc Line Item

  
\_\_\_\_\_  
Department Head

10/13/22  
\_\_\_\_\_  
Date

  
\_\_\_\_\_  
Approved: Co Judge for Commissioners' Ct

  
\_\_\_\_\_  
Attest: County Clerk

10/27/2022  
\_\_\_\_\_  
Date

10/26/22  
\_\_\_\_\_  
Date

  
\_\_\_\_\_  
Maure Weingart-County Auditor

\_\_\_\_\_  
Date

VENDOR	NAME / I.D.	DESC	CHECK TYPE	CHECK DATE	DISCOUNT	AMOUNT	CHECK NO#	CHECK AMOUNT
1	RYAN MONTGOMERY DDS, MD	RYAN MONTGOMERY DDS, MD:	R	0/00/0000		180.79CR	000000	
	I-072355	RYAN MONTGOMERY DDS, MD:	R	0/00/0000		65.94CR	000000	
	I-101022-TOOLS	ISMAEL SANCHEZ:	R	0/00/0000		1.15CR	000000	
	I-1104584255	TEXTAG:	R	0/00/0000		500.00CR	000000	
	I-8738,8743	VERONICA CASTILLO:	R	0/00/0000		496.00CR	000000	
	I-DIT#2022-148506	TELLA TREVAJE BRADFORDS:	R	0/00/0000		718.00CR	000000	1,961.88
	I-DI 500322	TDCJ CASHIER:	R	0/00/0000				
1036	ANTHONY MONGIA	ANK, CTR, LIB AC AIR FILTERS	R	0/00/0000		920.55CR	000000	920.55
	I-92922							
1037	APPLIED CONCEPTS, INC	SHERIFF RADAR	R	0/00/0000		81.25CR	000000	
	I-408643	SHERIFF RADAR	R	0/00/0000		547.92CR	000000	629.17
	I-408644							
1043	ATEL MOBILITY	JP CELL PHONE SERVICE	R	0/00/0000		48.28CR	000000	
	I-4126-102022	CO JUDGE CELL PHONE SERVICE	R	0/00/0000		31.91CR	000000	
	I-4365-102022	SHERIFF CELL PHONE SERVICE	R	0/00/0000		634.68CR	000000	
	I-4553-102022	CSCD CELL SERVICE	R	0/00/0000		55.29CR	000000	
	I-4646-102022	AUDITOR CELL SERVICE	R	0/00/0000		30.01CR	000000	800.17
	I-5466-102022							
1048	BAKER & TAYLOR, INC.	LIBRARY BOOKS	R	0/00/0000		16.70CR	000000	
	I-5017980805	LIBRARY BOOKS	R	0/00/0000		105.23CR	000000	
	I-5017980806	LIBRARY BOOKS	R	0/00/0000		20.43CR	000000	
	I-5017980807	LIBRARY BOOKS	R	0/00/0000		144.54CR	000000	
	I-5017987488	LIBRARY BOOKS	R	0/00/0000		72.05CR	000000	
	I-5017987489	LIBRARY BOOKS	R	0/00/0000		25.24CR	000000	
	I-5018005764	LIBRARY BOOKS	R	0/00/0000		258.72CR	000000	642.91
	I-5018005765							
1050	BEW & KEITH-DFW	JAIL FOOD	R	0/00/0000		331.49CR	000000	
	I-11248685	JAIL FOOD	R	0/00/0000		617.40CR	000000	
	I-11265932	JAIL FOOD	R	0/00/0000		584.29CR	000000	
	I-11283221	JAIL FOOD	R	0/00/0000		322.02CR	000000	1,855.20
	I-11301195							
1054	PARKER LUMBER	PARK R/M SUPPLIES	R	0/00/0000		42.14CR	000000	
	I-3397617	COUNTY SCALE BUILDING	R	0/00/0000		157.80CR	000000	
	I-3399940	JAIL BUILDING MAINTENANCE	R	0/00/0000		7.49CR	000000	
	I-3408237	JAIL BUILDING MAINTENANCE	R	0/00/0000		114.94CR	000000	
	I-3417753	CTR AND OLD POLICE STATION	R	0/00/0000		56.96CR	000000	
	I-3428207	CO JUDGE OFFICE SUPPLIES	R	0/00/0000		35.47CR	000000	
	I-3433434	JAIL BUILDING MAINTENANCE	R	0/00/0000		211.96CR	000000	
	I-3443848	CEMETERY R/M SUPPLIES	R	0/00/0000		8.00CR	000000	634.76
	I-3449841							

VENDOR	NAME / I.D.	DESC	CHECK TYPE	CHECK DATE	DISCOUNT	AMOUNT	CHECK NO#	CHECK AMOUNT
1067	BREWER REFRIGERATION I-364643	JAIL ICE MACHINE RENTAL	R	0/00/0000		93.00CR	000000	93.00
1090	QUILL CORPORATION I-28123740	CSCD OFFICE SUPPLIES	R	0/00/0000		241.90CR	000000	241.90
1107	CONCHO VALLEY TRANSIT DISTRICT I-OCTOBER 2022 SU	CYTD CONTRACT PAYMENT	R	0/00/0000		3,141.33CR	000000	3,141.33
1129	DEVILS RIVER AUTO PARTS I-15338-105303	SHERIFF VEHICLE MAINTENANCE	R	0/00/0000		11.98CR	000000	11.98
1133	DOYLE MORGAN INSURANCE I-300203	NONDEPT OFFICIAL BOND D. CASTRO	R	0/00/0000		92.50CR	000000	92.50
1161	FMFC FUND I-COURTHOUSE 083122 I-COURTHOUSE 093022 I-EXTENSION 093022 I-SG 093022 I-SHERIFF 093022	CTR EQUIP/VEH FUEL COURTHOUSE EQUIP/VEH FUEL EXTENSION AGENT VEH FUEL STOWGARDEN VEHICLE FUEL SHERIFF VEHICLE FUEL	R R R R R	0/00/0000 0/00/0000 0/00/0000 0/00/0000 0/00/0000		88.17CR 39.12CR 349.47CR 112.80CR 2,421.20CR	000000 000000 000000 000000 000000	836.19 203.01 3,010.76
1165	FRED A PEREZ I-83619	COMMISSIONERS CT TRAVEL EXP	R	0/00/0000		836.19CR	000000	836.19
1171	FRONTIER COMMUNICATIONS I-100722-5693	DRIVERS LICENSE OFFICE	R	0/00/0000		203.01CR	000000	203.01
1174	GEORGE B SMITH ESTATE I-NOVEMBER 2022	CSCD OFFICE RENT	R	0/00/0000		500.00CR	000000	500.00
1175	SIXTH ADMINISTRATIVE JUDICIAL I-2022-23	NONDEPT 6TH REGIONAL ADMIN	R	0/00/0000		424.29CR	000000	424.29
1178	GONZALO P RIOS I-11948	COUNTY COURT APPT ATTORNEY	R	0/00/0000		1,312.50CR	000000	1,312.50
1180	GREAT AMERICA LEASING CORP I-32470737 I-32549567 I-32549568 I-32562454	SHERIFF OFFICE COPIER CLERK OFFICE COPIER CSCD OFFICE COPIER EXTENSION OFFICE COPIER	R R R R	0/00/0000 0/00/0000 0/00/0000 0/00/0000		227.20CR 299.56CR 175.08CR 223.10CR	000000 000000 000000 000000	924.94

VENDOR	NAME / I.D.	DBSC	CHECK TYPE	CHECK DATE	DISCOUNT	AMOUNT	CHECK NO#	CHECK AMOUNT
1186	SOUTHWEST TEXAS ELECTRIC COOP I-3542001-092022		R	0/00/0000		71.22CR	000000	71.22
1191	STEPHEN DODD I-12925	COUNTY CT APPT ATTORNEY	R	0/00/0000		500.00CR	000000	500.00
1211	TEXAS WILDLIFE DAMAGE MANAGEMENT I-254182	NATURAL DAMAGE CONTROL	R	0/00/0000		9,600.00CR	000000	9,600.00
1233	THE CITY OF SONORA I-010106-093022	LIBRARY JAIL/SHERIFF CSCD OFFICE COUNTY SLAB CIVIC CENTER METAL YELLOW BUILDING PARK STORAGE BLDG PARK RODRO CONCESSION STAND	R	0/00/0000		146.15CR 497.10CR 128.16CR 209.94CR 337.10CR 104.92CR 49.74CR 274.38CR 160.83CR	000000 000000 000000 000000 000000 000000 000000 000000 000000	1,908.32
1240	KE J CONTROL, INC I-141019 I-141032	JAIL R/M SUPPLIES LIBRARY R/M SUPPLIES	R	0/00/0000		65.00CR 40.00CR	000000 000000	105.00
1256	TOTAL OFFICE SOLUTION I-EA344661 I-EA350435 I-EA350436 I-EA350439 I-EA350710 I-EA350783 I-EA350824 I-EA350892 I-EA351273	SHP COPIER BASE RATE/USAGE CHG SHP COPIER BASE RATE/USAGE CHG TAX ASSESSOR COPIER/USAGE CHG CSCD COPIER BASE RATE/USAGE CLERK COPIER BASE RATE/USAGE NONDEPT COPIER BASE RATE/USAGE AUDITOR OFFICE SUPPLIES JP OFFICE SUPPLIES SHP COPIER BASE RATE/USAGE CHG	R	0/00/0000		73.77CR 123.06CR 39.30CR 42.09CR 138.58CR 51.75CR 165.64CR 116.62CR 69.09CR	000000 000000 000000 000000 000000 000000 000000 000000 000000	819.90
1262	TYLER TECHNOLOGIES, INC I-025-390951	AUD/TREAS SOFTWARE MTC	R	0/00/0000		6,723.43CR	000000	6,723.43
1263	LILLIAN M HODSPETR I-OCTOBER 2022	EMS CONTRACT NO PAYMENT	R	0/00/0000		23,093.66CR	000000	23,093.66
1267	UNITFIRST HOLDINGS LP I-0000620 I-0000623 I-0000637 I-0332052 I-0332053 I-0332057	JAIL R/M SUPPLIES LIBRARY R/M SUPPLIES CIVIC CENTER R/M SUPPLIES COURTHOUSE R/M SUPPLIES LIBRARY R/M SUPPLIES ANNEX R/M SUPPLIES	R	0/00/0000		57.26CR 16.38CR 65.70CR 51.99CR 16.38CR 22.35CR	000000 000000 000000 000000 000000 000000	230.06

VENDOR	NAME / I.D.	DESC	CHECK TYPE	CHECK DATE	DISCOUNT	AMOUNT	CHECK NO#	CHECK AMOUNT
1274	VERIZON WIRELESS I-99217658701	TIMECLOCK IPAD SERVICE	R	0/00/0000		37.99CR	000000	37.99
1279	MASTERCARD CARD SERVICE CENTER I-0860-ANK,CTH,LIB I-0862-082922 I-0862-091332 I-0862-092022 I-0862-09222022 I-0862-092722 PT I-0922222-YD EQUIP I-0923222-MISC	ANK, CTH, LIB R/W SUPPLIES SHERIFF OFFICE SUPPLIES DISPATCHER REGIST FEES SHERIFF VEHICLE FUEL SHERIFF TABLETS/SOFTWARES SHERIFF PRISONER TRANSPER SHP DEPT YARD EQUIPMENT SHERIFF MISCELLANEOUS	R R R R R R R	0/00/0000 0/00/0000 0/00/0000 0/00/0000 0/00/0000 0/00/0000 0/00/0000		171.62CR 50.14CR 45.00CR 194.59CR 384.00CR 11.25CR 478.00CR 74.79CR	000000 000000 000000 000000 000000 000000 000000 000000	1,409.39
1280	MAURA WEINGART I-101122-OCHAVEZ	AUDITOR REIMB POSTAGE	R	0/00/0000		2.35CR	000000	2.35
1290	WEST TEXAS GAS INC I-5095131-092022	JAIL/SHERIFF OFFICE	R	0/00/0000		298.21CR	000000	298.21
1296	XEROX FINANCIAL SERVICES I-3503704	TAX ASSESSOR COPIER	R	0/00/0000		114.02CR	000000	114.02
1308	DEVILS RIVER NEWS I-4257-SHP	SHERIFF OFFICE ADVERTISING	R	0/00/0000		52.50CR	000000	52.50
1309	CARL TRAPP I-100622-CEDARCREEK	COMM CT TRAVEL EXPENSE	R	0/00/0000		1,506.25CR	000000	1,506.25
1311	CONCHO VALLEY COUNCIL OF GOVERNMENTS I-CVPLKA-2023-02	CVCOG REGIONAL TRAINING	R	0/00/0000		3,500.00CR	000000	3,500.00
1316	LOWES PAY AND SAVE I-119100-221018 I-119560-220922 I-119560-220929 I-119560-221006 I-119560-221014	LIBRARY R/W SUPPLIES JAIL FOOD JAIL FOOD JAIL FOOD JAIL FOOD	R R R R R	0/00/0000 0/00/0000 0/00/0000 0/00/0000 0/00/0000		84.97CR 72.08CR 126.06CR 48.24CR 20.28CR	000000 000000 000000 000000 000000	351.63
1321	SUTTON CO APPELLATE I-091222-091622 I-100122-100722	CO/DIST CLERK APPELLATE FEES CO CLERK APPELLATE FEES	R R	0/00/0000 0/00/0000		25.00CR 5.00CR	000000 000000	30.00



VENDOR	NAME / I.D.	DESC	CHECK TYPE	CHECK DATE	DISCOUNT	AMOUNT	CHECK NO#	CHECK AMOUNT
1333	DELL MARKETING LP I-10618767121	CSCD YRLY SUBS BUSINESS APPS	R	0/00/0000		87.12CR	000000	87.12
1354	OMNIBASE SERVICES OF TEXAS LP I-322-001218	STA TRST DPS OMNTI	R	0/00/0000		2,208.00CR	000000	2,208.00
1356	HIGHWAY FUND I-12811436 I-8457-TRBLR SHP	TAX ASSESSOR OFFICE SUPPLIES SHERIFF TRAILER REGIST RENEWAL	R	0/00/0000		160.13CR 7.50CR	000000 000000	167.63
1385	GOVERNMENT FORMS & SUPPLIES I-0336507 I-0336531 I-0336703	TREASURER OFFICE SUPPLIES AUDITOR OFFICE SUPPLIES NONDEPT COMPUTER CHECKS	R	0/00/0000		52.73CR 117.52CR 1,204.12CR	000000 000000 000000	1,374.37
1402	MARCOS GUJARDO I-092822-DEL RIO	SHERIFF DEPT DEPUTY SCHOOL	R	0/00/0000		37.81CR	000000	37.81
1406	UNIT INNOVATIONS LLC I-1165	JAIL MANAGEMENT SYSTEM	R	0/00/0000		3,600.00CR	000000	3,600.00
1407	VGI TECHNOLOGY I-180295 I-182242	JAIL EQUIPMENT REPAIRS JAIL CAMERAS/SOFTWARE	R	0/00/0000		217.50CR 30.00CR	000000 000000	247.50
1409	SONORA MEDICAL CLINIC I-A75479	JAIL INMATE MEDICAL FEES	R	0/00/0000		81.24CR	000000	81.24
1430	PHARM HOUSE PIERCE SONORA I-395727 I-395952 I-397386	JAIL INMATE MEDICATIONS JAIL INMATE MEDICATIONS JAIL INMATE MEDICATIONS	R	0/00/0000		50.99CR 52.02CR 218.50CR	000000 000000 000000	321.51
1432	INDIGENT HEALTHCARE SOLUTIONS, LTD I-74372	JAIL IHS SOFTWARE	R	0/00/0000		1,059.00CR	000000	1,059.00
1480	AMG PRINTING & MAILING LLC I-116356	TAX ASSESSOR VOTER REGIST.	R	0/00/0000		112.50CR	000000	112.50
1489	TEXAS COMMUNICATIONS I-18657 I-18661	SHERIFF VEHICLE MAINTENANCE SHERIFF VEHICLE MAINTENANCE	R	0/00/0000		47.54CR 172.54CR	000000 000000	220.08

VENDOR	NAME / I.D.	DESC	CHECK TYPE	CHECK DATE	DISCOUNT	AMOUNT	CHECK NO#	CHECK AMOUNT
1492	AUTOMATIC FIRE PROTECTION, INC	L18 YRLY FIRE ALARM TEST	R	0/00/0000		930.00CR	000000	930.00
1494	TXU ENERGY	JAIL/SHF OFFICE	R	0/00/0000		1,477.99CR	000000	
	I-695988907-102022	LIBRARY	R	0/00/0000		404.30CR	000000	
	I-69598919-102022	CHEMISTRY	R	0/00/0000		145.30CR	000000	
	I-69598931-102022	ANNEX	R	0/00/0000		541.31CR	000000	
	I-69598942-102022	OLD POLICE STATION	R	0/00/0000		135.03CR	000000	
	I-69639486-102022	COURTHOUSE	R	0/00/0000		1,226.47CR	000000	
	I-69639497	CSCD OFFICE	R	0/00/0000		120.48CR	000000	
	I-69639506-102022	COURTHOUSE STORAGE	R	0/00/0000		7.35CR	000000	4,058.23
1498	TEXAS ASSOCIATION OF COUNTIES	CO JUDGE REGISTRATION FEES	R	0/00/0000		250.00CR	000000	
	I-330178	CO JUDGE REGISTRATION FEES	R	0/00/0000		350.00CR	000000	
	I-330179	CO JUDGE REGISTRATION FEES	R	0/00/0000		125.00CR	000000	
	I-330180	CO JUDGE REGISTRATION FEES	R	0/00/0000		125.00CR	000000	850.00
	I-330182	CO JUDGE REGISTRATION FEES	R	0/00/0000				
1500	CIRA	JP TECHNOLOGY	R	0/00/0000		310.57CR	000000	310.57
1524	METPROTEC LLC	CLERK COMPUTER SUPPORT/MTC	R	0/00/0000		525.00CR	000000	525.00
1547	STERLING COMMISSARY, LLC	JAIL OPERATING SUPPLIES	R	0/00/0000		4.00CR	000000	4.00
1557	MARDIS PUBLIC SAFETY	SHF DISPATCHER CLOTHING ALLOW	R	0/00/0000		81.54CR	000000	81.54
1564	RMA TOLL PROCESSING	SHERIFF MISC TOLL CHARGES	R	0/00/0000		5.31CR	000000	10.62
	I-100047518186	SHERIFF MISC TOLL CHGS	R	0/00/0000				
	I-100047523267							

\* \* \* T O T A L S \* \* \*

REGULAR CHECKS: 58 84,877.69  
 HANDWRITTEN CHECKS: 0 0.00  
 PRE-WRITE CHECKS: 0 0.00  
 DRAFTS: 0 0.00  
 VOID CHECKS: 0 0.00  
 NON CHECKS: 0 0.00  
 CORRECTIONS: 0 0.00  
 REGISTER TOTALS: 58 84,877.69

CHECK AMT 84,877.69  
 TOTAL APPLIED 84,877.69

VENDOR	NAME / I.D.	DESC	CHECK TYPE	CHECK DATE	DISCOUNT	AMOUNT	CHECK NO#	CHECK AMOUNT
1054	PARKER LUMBER I-3402071 I-3448629	FMPC R/M SUPPLIES FMPC R/M SUPPLIES - TOOL	R	0/00/0000 R 0/00/0000		22.48CR 7.49CR	000000 000000	29.97
1126	DECOY COFFEE COMPANY I-9233074	FMPC NISC COFFEE PRODUCTS	R	0/00/0000		91.80CR	000000	91.80
1141	REGAL OIL INC I-26-287395	FMPC VEHICLE FUEL	R	0/00/0000		1,842.16CR	000000	1,842.16
1182	SONORA TIRE SERVICE I-91713 I-91793 I-91903	FMPC REPAIRS FMPC REPAIRS FMPC REPAIRS	R R R	0/00/0000 0/00/0000 0/00/0000		42.90CR 17.00CR 45.00CR	000000 000000 000000	104.90
1233	THE CITY OF SONORA I-09061000-093022	FMPC WAREHOUSE	R	0/00/0000		190.57CR	000000	190.57
1266	UNIFIRS HOLDING-II I-0000949 I-0001409	FMPC EMPLOYEE UNIFORMS FMPC EMPLOYEE UNIFORMS	R R	0/00/0000 0/00/0000		21.93CR 20.18CR	000000 000000	42.11
1494	TXU ENERGY I-69598953-102022	FMPC WAREHOUSE	R	0/00/0000		414.11CR	000000	414.11
1577	DEERE CREDIT, INC I-2700453	FMPC SKID STEER LEASE	R	0/00/0000		2,080.57CR	000000	2,080.57

\* \* \* T O T A L S \* \* \*

REGULAR CHECKS:	8	0.00	4,796.19	4,796.19
HANDWRITTEN CHECKS:	0	0.00	0.00	0.00
PRE-WRITE CHECKS:	0	0.00	0.00	0.00
DRAFTS:	0	0.00	0.00	0.00
VOID CHECKS:	0	0.00	0.00	0.00
NON CHECKS:	0	0.00	0.00	0.00
CORRECTIONS:	0	0.00	0.00	0.00
<b>REGISTER TOTALS:</b>	<b>8</b>	<b>0.00</b>	<b>4,796.19</b>	<b>4,796.19</b>



Janell Schniers  
County Treasurer

SONORA, TEXAS 76950

THE STATE OF TEXAS  
COUNTY OF SUTTON  
AFFIDAVIT

FY 21-22 MONTHLY REPORT  
SEPTEMBER 2022

The Treasurers' Monthly Report includes, but not limited to, money received and disbursed; and all other proceedings in the treasurer's office that pertain to the Financial Standing of Sutton County. {LGC 114.026(a)(b)}

The Treasurer's Books and the Auditor's General Ledger agree. The Bank Statements have been reconciled; any adjustments have been noted.

The affidavit must state the amount of the cash and other assets that are in the custody of the county treasurer at the time of the examination. {LGC 114.026 (d)} \$9,819,117.36 Month Ending Balance

The Treasurers' Monthly Report has been submitted and the Bank Reconciliations are pending review by Auditor. {LGC 114.026(b)}

All investments are in compliance with both the Public Funds Investment Act and the Sutton County Investment Policy. The investment strategy is passive, which maintains a liquid cash flow and safety of the investment as priorities. As your Treasurer, I keep a watchful eye to ensure that the "return of our principal" takes precedent over the "return on our principal". {GC 2256.023}

Therefore, Janell S. Martin, County Treasurer of Sutton County, Texas, who being fully sworn, upon oath says that the within and foregoing report is true and correct to the best of her knowledge.

Filed with accompanying data this 27<sup>th</sup> day of October, 2022.

  
Janell Schniers Martin, Treasurer, Sutton County/ Date

Commissioners' Court having reviewed the Treasurer's Report as presented, having taken reasonable steps to ensure its accuracy and based upon presentations of the Treasurer's Office approve the report, subject to the independent auditor's review and request that it be filed with the official minutes of the meeting. {LGC 114.026(c)}

In Addition, the below signatures affirm that the Treasurer's Report complies with statutes as referenced. {LGC 114.026(d)}

  
Rachel Duran, County Judge/ Date

  
Lee Bloodworth, Comm. Pct. #1/ Date

  
Bob Brockman, Comm. Pct. #2/ Date

  
Carl Teaff, Comm. Pct. #3/ Date

  
Fred Perez, Comm. Pct. #4/ Date

**SUTTON COUNTY APPRAISAL DISTRICT**

**300 EAST OAK STREET, SUITE 2**

**Sonora TX 76950**

**Phone: 325 387-2809**

**Fax: 325 387-2265**

**2022 TAX ROLL FOR SUTTON COUNTY**

As assessor for Sutton County, in accordance with Sec. 26.09 (e) of the Texas Property Tax Code, I have entered the amount of tax as approved by the governing unit and submit it to the unit for approval. The appraisal roll with amounts of tax entered as approved by the governing body constitutes the unit's tax roll. The totals are true and correct to the best of my knowledge and belief.



<u>2022 TAX ROLL INFORMATION</u>	<u>GENERAL FUND</u>	<u>FM&amp;FC FUND</u>
TOTAL NET TAXABLE VALUE	721,574,429	718,986,074
TOTAL FREEZE TAXABLE	38,341,793	37,368,293
TOTAL FREEZE ADJUSTED TAXABLE	683,232,636	681,617,781
ACTUAL TAX (FROZEN TAXES)	\$127,797.46	\$26,910.23
AG PENALTY	\$ 883.16	\$ 196.23
TAX LEVY	\$3,850,383.04	\$852,073.59



  
Mary Bustamante, Chief Appraiser


10/11/2022  
Date

We the undersigned in and for the above name entity, hereby approve the Tax Roll for 2022.

Witness our hand this 27th day of October 2022.

  
Rachel Craice Loran  
Sutton County Judge

# 2022 LEVY TOTALS

01 - Sutton County

Property Count: 47,401

10/11/2022

10:03:09AM

Land		Value		
Homesite:		13,903,856		
Non Homesite:		30,466,364		
Ag Market:		1,059,443,002		
Timber Market:		0	Total Land	(+) 1,103,813,222
Improvement		Value		
Homesite:		85,100,879		
Non Homesite:		126,184,534	Total Improvements	(+) 211,285,213
Non Real		Count	Value	
Personal Property:	795		382,482,880	
Mineral Property:	40,053		72,994,427	
Autos:	0		0	
			Total Non Real	(+) 455,477,307
			Market Value	= 1,770,555,742
Ag		Non Exempt	Exempt	
Total Productivity Market:	1,058,565,112		877,890	
Ag Use:	32,094,873		22,230	Productivity Loss (-) 1,026,470,239
Timber Use:	0		0	Appraised Value = 744,085,503
Productivity Loss:	1,026,470,239		855,660	Homestead Cap (-) 171,226
				Assessed Value = 743,914,277
				Total Exemptions Amount (-) 22,339,848 (Breakdown on Next Page)
				Net Taxable = 721,574,429

Freeze	Assessed	Taxable	Actual Tax	Colling	Count	
DP	1,715,410	1,715,410	6,060.31	6,164.97	27	
OV65	38,174,173	36,626,383	121,737.15	126,707.30	310	
Total	39,889,583	38,341,793	127,797.46	132,872.27	337	Freeze Taxable (-) 38,341,793
Tax Rate	0.5447210					
						Freeze Adjusted Taxable = 683,232,636

Levy Info			
M&O Rate:	0.5447210	M&O Tax:	3,849,499.88
I&S Rate:	0.0000000	I&S Tax:	0.00
Protected I&S Rate:	0.0000000	Protected I&S Tax:	0.00
		Ag Penalty:	883.16
		PP Late Penalty:	0.00
		Late Correction Penalty:	0.00
		Total Levy	3,850,383.04
Tax Increment Finance Value:			0
Tax Increment Finance Levy:			0.00

**2022 LEVY TOTALS**

01 - Sutton County

Property Count: 47,401

10/11/2022

10:03:10AM

**Exemption Breakdown**

Exemption	Count	Local	State	Total
DP	29	0	0	0
DV1	3	0	36,000	36,000
DV2	4	0	26,500	26,500
DV3	4	0	42,000	42,000
DV4	16	0	96,000	96,000
DV4S	1	0	12,000	12,000
DVHS	12	0	1,864,480	1,864,480
EX	53	0	465,660	465,660
EX (Prorated)	1	0	5,178	5,178
EX-XG	4	0	140,530	140,530
EX-XN	7	0	0	0
EX-XV	113	0	8,375,010	8,375,010
EX366	4,592	0	113,320	113,320
OV65	328	0	0	0
PC	8	11,163,170	0	11,163,170
<b>Totals</b>		<b>11,163,170</b>	<b>11,176,678</b>	<b>22,339,848</b>

## 2022 LEVY TOTALS

01 - Sutton County  
Grand Totals

Property Count: 47,401

10/11/2022 10:03:09AM

Land		Value			
Homesite:		13,903,858			
Non Homesite:		30,466,364			
Ag Market:		1,059,443,002			
Timber Market:		0	<b>Total Land</b>	(+) 1,103,813,222	
Improvement		Value			
Homesite:		85,100,679			
Non Homesite:		126,164,534	<b>Total Improvements</b>	(+) 211,265,213	
Non Real		Count	Value		
Personal Property:	795		382,482,880		
Mineral Property:	40,053		72,994,427		
Autos:	0		0	<b>Total Non Real</b>	(+) 455,477,307
				<b>Market Value</b>	= 1,770,555,742
Ag		Non Exempt	Exempt		
Total Productivity Market:		1,058,565,112	877,890		
Ag Use:		32,094,873	22,230	<b>Productivity Loss</b>	(-) 1,026,470,239
Timber Use:		0	0	<b>Appraised Value</b>	= 744,085,503
Productivity Loss:		1,026,470,239	855,660	<b>Homestead Cap</b>	(-) 171,226
				<b>Assessed Value</b>	= 743,914,277
				<b>Total Exemptions Amount</b>	(-) 22,339,848
				<i>(Breakdown on Next Page)</i>	
				<b>Net Taxable</b>	= 721,574,429

Freeze	Assessed	Taxable	Actual Tax	Celling	Count			
DP	1,715,410	1,715,410	6,060.31	6,164.97	27			
OV65	38,174,173	36,626,383	121,737.15	126,707.30	310			
<b>Total</b>	<b>39,889,583</b>	<b>38,341,793</b>	<b>127,797.46</b>	<b>132,872.27</b>	<b>337</b>	<b>Freeze Taxable</b>	(-) 38,341,793	
Tax Rate	0.5447210							
						<b>Freeze Adjusted Taxable</b>	= 683,232,636	

Levy Info				
M&O Rate:	0.5447210	M&O Tax:	3,849,499.88	
I&S Rate:	0.0000000	I&S Tax:	0.00	
Protected I&S Rate:	0.0000000	Protected I&S Tax:	0.00	
		Ag Penalty:	883.16	
		PP Late Penalty:	0.00	
		Late Correction Penalty:	0.00	
			<b>Total Levy</b>	<b>3,850,383.04</b>
Tax Increment Finance Value:				0
Tax Increment Finance Levy:				0.00



## 2022 LEVY TOTALS

01 - Sutton County  
Grand Totals

Property Count: 47,401

10/11/2022

10:03:10AM

## Exemption Breakdown

Exemption	Count	Local	State	Total
DP	29	0	0	0
DV1	3	0	36,000	36,000
DV2	4	0	26,500	26,500
DV3	4	0	42,000	42,000
DV4	16	0	96,000	96,000
DV4S	1	0	12,000	12,000
DVHS	12	0	1,864,480	1,864,480
EX	53	0	465,660	465,660
EX (Prorated)	1	0	5,178	5,178
EX-XG	4	0	140,530	140,530
EX-XN	7	0	0	0
EX-XV	113	0	8,375,010	8,375,010
EX366	4,592	0	113,320	113,320
OV65	328	0	0	0
PC	8	11,163,170	0	11,163,170
<b>Totals</b>		<b>11,163,170</b>	<b>11,176,678</b>	<b>22,339,848</b>

**2022 LEVY TOTALS**

01 - Sutton County

Property Count: 47,401

10/11/2022 10:03:10AM

**State Category Breakdown**

State Code	Description	Count	Acres	New Value	Market Value	Taxable Value
A	SINGLE FAMILY RESIDENCE	1,227	567.6080	\$109,790	\$92,726,920	\$91,341,653
B	MULTIFAMILY RESIDENCE	7	1.9646	\$0	\$2,087,090	\$2,087,090
C1	VACANT LOTS AND LAND TRACTS	252	165.6535	\$0	\$3,525,552	\$3,518,352
D1	QUALIFIED OPEN-SPACE LAND	3,710	917,517.3390	\$0	\$1,058,564,982	\$32,094,873
E	RURAL LAND, NON QUALIFIED OPE	871	6,615.2164	\$660,860	\$92,249,938	\$91,404,000
F1	COMMERCIAL REAL PROPERTY	251	430.1195	\$25,400	\$44,324,729	\$44,324,729
F2	INDUSTRIAL AND MANUFACTURIN	24	100.8841	\$0	\$8,582,016	\$8,582,016
G1	OIL AND GAS	35,470		\$0	\$72,835,897	\$72,835,897
J2	GAS DISTRIBUTION SYSTEM	14	164.3250	\$0	\$1,113,040	\$1,113,040
J3	ELECTRIC COMPANY (INCLUDING C	8		\$0	\$62,078,850	\$62,078,850
J4	TELEPHONE COMPANY (INCLUDI	4	0.2296	\$0	\$1,326,280	\$1,326,280
J6	PIPELAND COMPANY	293	0.1680	\$0	\$181,391,200	\$181,391,200
L1	COMMERCIAL PERSONAL PROPE	117		\$0	\$12,957,680	\$12,957,680
L2	INDUSTRIAL AND MANUFACTURIN	309		\$0	\$123,905,500	\$112,742,330
M1	TANGIBLE OTHER PERSONAL, MOB	137		\$121,960	\$3,771,370	\$3,761,439
S	SPECIAL INVENTORY TAX	1		\$0	\$15,000	\$15,000
X	TOTALLY EXEMPT PROPERTY	4,761	1,069.4574	\$0	\$9,099,698	\$0
	<b>Totals</b>		<b>926,632.9651</b>	<b>\$918,110</b>	<b>\$1,770,555,742</b>	<b>\$721,574,429</b>

## 2022 LEVY TOTALS

01 - Sutton County  
Grand Totals

Property Count: 47,401

10/11/2022 10:03:10AM

## State Category Breakdown

State Code	Description	Count	Acres	New Value	Market Value	Taxable Value
A	SINGLE FAMILY RESIDENCE	1,227	567.6080	\$109,790	\$92,726,920	\$91,341,653
B	MULTIFAMILY RESIDENCE	7	1.9646	\$0	\$2,087,090	\$2,087,090
C1	VACANT LOTS AND LAND TRACTS	252	165.6535	\$0	\$3,525,552	\$3,518,352
D1	QUALIFIED OPEN-SPACE LAND	3,710	917,517.3390	\$0	\$1,058,564,982	\$32,094,873
E	RURAL LAND, NON QUALIFIED OPE	871	6,615.2164	\$660,960	\$92,249,938	\$91,404,000
F1	COMMERCIAL REAL PROPERTY	251	430.1195	\$25,400	\$44,324,729	\$44,324,729
F2	INDUSTRIAL AND MANUFACTURIN	24	100.8841	\$0	\$8,582,016	\$8,582,016
G1	OIL AND GAS	35,470		\$0	\$72,835,897	\$72,835,897
J2	GAS DISTRIBUTION SYSTEM	14	164.3250	\$0	\$1,113,040	\$1,113,040
J3	ELECTRIC COMPANY (INCLUDING C	8		\$0	\$62,078,850	\$62,078,850
J4	TELEPHONE COMPANY (INCLUDI	4	0.2296	\$0	\$1,326,280	\$1,326,280
J6	PIPELAND COMPANY	293	0.1660	\$0	\$181,391,200	\$181,391,200
L1	COMMERCIAL PERSONAL PROPE	117		\$0	\$12,957,680	\$12,957,680
L2	INDUSTRIAL AND MANUFACTURIN	309		\$0	\$123,905,500	\$112,742,330
M1	TANGIBLE OTHER PERSONAL, MOB	137		\$121,960	\$3,771,370	\$3,761,439
S	SPECIAL INVENTORY TAX	1		\$0	\$15,000	\$15,000
X	TOTALLY EXEMPT PROPERTY	4,761	1,069.4574	\$0	\$9,099,698	\$0
	<b>Totals</b>		<b>926,632.9651</b>	<b>\$918,110</b>	<b>\$1,770,555,742</b>	<b>\$721,574,429</b>

## 2022 LEVY TOTALS

01 - Sutton County

Property Count: 47,401

10/11/2022 10:03:10AM

## CAD State Category Breakdown

State Code	Description	Count	Acres	New Value	Market Value	Taxable Value
A1	REAL, RESIDENTIAL, SINGLE FAMILY	989	382.7094	\$104,250	\$83,810,460	\$82,447,392
A2	REAL, RESIDENTIAL, MOBILE HOME	258	184.8986	\$5,540	\$8,909,870	\$8,887,671
A3	REAL, RESIDENTIAL, IMPROVEMENT	2		\$0	\$6,590	\$6,590
B1	REAL, RESIDENTIAL, MULTI FAMILY	7	1.9646	\$0	\$2,087,090	\$2,087,090
C1	REAL, VACANT, LOTS/TRACTS	209	85.6823	\$0	\$1,969,652	\$1,962,452
C2	REAL, COMMERCIAL, VACANT LOT/T	43	79.9712	\$0	\$1,555,900	\$1,555,900
D1	REAL, ACREAGE, RANGELAND	3,110	810,694.1350	\$0	\$924,811,642	\$28,349,153
D3	REAL, ACREAGE, FARMLAND	7	433.0300	\$0	\$445,330	\$21,660
D4	DO NOT USE	1	17.4640	\$0	\$52,390	\$610
D6	REAL, ACREAGE, RANGELAND.- WI	595	106,480.0770	\$0	\$133,437,350	\$3,905,050
E1	REAL, FARM & RANCH IMPROVEMEN	699	1,725.7156	\$660,960	\$84,005,448	\$83,160,757
E4	RURAL LAND NON QUALIFIED AG	178	4,782.1338	\$0	\$8,062,760	\$8,061,643
F1	REAL - COMMERCIAL	251	430.1195	\$25,400	\$44,324,729	\$44,324,729
F2	REAL - INDUSTRIAL	24	100.8841	\$0	\$8,582,016	\$8,582,016
G1	REAL: MINERALS OIL AND GAS	35,470		\$0	\$72,835,897	\$72,835,897
J2	GAS COMPANIES	14	164.3250	\$0	\$1,113,040	\$1,113,040
J3	ELECTRIC COMPANIES	8		\$0	\$62,078,850	\$62,078,850
J4	TELEPHONE COMPANIES	4	0.2296	\$0	\$1,326,280	\$1,326,280
J6	PIPELINE COMPANIES	293	0.1680	\$0	\$181,391,200	\$181,391,200
L1	PERSONAL, COMMERCIAL	117		\$0	\$12,957,680	\$12,957,680
L2	PERSONAL, INDUSTRIAL	301		\$0	\$112,742,330	\$112,742,330
L5	Conversion	8		\$0	\$11,163,170	\$0
M1	TANGIBLE, PERSONAL PROPERTY - I	137		\$121,960	\$3,771,370	\$3,761,439
S	SPECIAL INVENTORY	1		\$0	\$15,000	\$15,000
X	TOTALLY EXEMPT PROPERTY	4,761	1,069.4574	\$0	\$9,099,698	\$0
	<b>Totals</b>		<b>926,632.9651</b>	<b>\$918,110</b>	<b>\$1,770,555,742</b>	<b>\$721,574,429</b>

## 2022 LEVY TOTALS

01 - Sutton County  
Grand Totals

Property Count: 47,401

10/11/2022 10:03:10AM

## CAD State Category Breakdown

State Code	Description	Count	Acres	New Value	Market Value	Taxable Value
A1	REAL, RESIDENTIAL, SINGLE FAMILY	989	382.7094	\$104,250	\$83,810,460	\$82,447,392
A2	REAL, RESIDENTIAL, MOBILE HOME	258	184.8988	\$5,540	\$8,909,870	\$8,887,671
A3	REAL, RESIDENTIAL, IMPROVEMENT	2		\$0	\$6,590	\$6,590
B1	REAL, RESIDENTIAL, MULTI FAMILY	7	1.9646	\$0	\$2,087,090	\$2,087,090
C1	REAL, VACANT, LOTS/TRACTS	209	85.6823	\$0	\$1,989,652	\$1,962,452
C2	REAL, COMMERCIAL, VACANT LOT/T	43	79.9712	\$0	\$1,555,900	\$1,555,900
D1	REAL, ACREAGE, RANGELAND	3,110	810,694.1350	\$0	\$924,811,642	\$28,349,153
D3	REAL, ACREAGE, FARMLAND	7	433.0300	\$0	\$445,330	\$21,660
D4	DO NOT USE	1	17.4640	\$0	\$52,390	\$610
D6	REAL, ACREAGE, RANGELAND.- WI	595	106,480.0770	\$0	\$133,437,350	\$3,905,050
E1	REAL, FARM & RANCH IMPROVEMEN	699	1,725.7156	\$660,960	\$84,005,448	\$83,160,757
E4	RURAL LAND NON QUALIFIED AG	178	4,782.1338	\$0	\$8,062,760	\$8,061,643
F1	REAL - COMMERCIAL	231	430.1195	\$25,400	\$44,324,729	\$44,324,729
F2	REAL - INDUSTRIAL	24	100.8841	\$0	\$8,582,016	\$8,582,016
G1	REAL: MINERALS OIL AND GAS	35,470		\$0	\$72,835,897	\$72,835,897
J2	GAS COMPANIES	14	164.3250	\$0	\$1,113,040	\$1,113,040
J3	ELECTRIC COMPANIES	8		\$0	\$62,078,850	\$62,078,850
J4	TELEPHONE COMPANIES	4	0.2296	\$0	\$1,326,280	\$1,326,280
J6	PIPELINE COMPANIES	293	0.1680	\$0	\$181,391,200	\$181,391,200
L1	PERSONAL, COMMERCIAL	117		\$0	\$12,957,680	\$12,957,680
L2	PERSONAL, INDUSTRIAL	301		\$0	\$112,742,330	\$112,742,330
L5	Conversion	8		\$0	\$11,163,170	\$0
M1	TANGIBLE, PERSONAL PROPERTY - I	137		\$121,960	\$3,771,370	\$3,761,439
S	SPECIAL INVENTORY	1		\$0	\$15,000	\$15,000
X	TOTALLY EXEMPT PROPERTY	4,761	1,069.4574	\$0	\$9,099,698	\$0
	<b>Totals</b>		<b>926,632.9651</b>	<b>\$918,110</b>	<b>\$1,770,555,742</b>	<b>\$721,574,429</b>

## 2022 LEVY TOTALS

### New Value

TOTAL NEW VALUE MARKET:	\$918,110
TOTAL NEW VALUE TAXABLE:	\$918,110

### New Exemptions

Exemption	Description	Count		
EX	TOTAL EXEMPTION	8	2021 Market Value	\$39,860
EX-XG	11.184 Primarily performing charitable functio	2	2021 Market Value	\$12,900
EX-XV	Other Exemptions (including public property, r	6	2021 Market Value	\$8,460
EX366	HOUSE BILL 366	3,621	2021 Market Value	\$45,590
<b>ABSOLUTE EXEMPTIONS VALUE LOSS</b>				<b>\$106,810</b>

Exemption	Description	Count	Exemption Amount
DP	DISABILITY	3	\$0
DV2	Disabled Veterans 30% - 49%	1	\$7,500
DV3	Disabled Veterans 50% - 69%	2	\$20,000
DV4	Disabled Veterans 70% - 100%	3	\$24,000
DVHS	Disabled Veteran Homestead	2	\$271,960
OV65	OVER 65	25	\$0
<b>PARTIAL EXEMPTIONS VALUE LOSS</b>			<b>\$323,460</b>
<b>NEW EXEMPTIONS VALUE LOSS</b>			<b>\$430,270</b>

### Increased Exemptions

Exemption	Description	Count	Increased Exemption Amount
<b>INCREASED EXEMPTIONS VALUE LOSS</b>			
<b>TOTAL EXEMPTIONS VALUE LOSS</b>			<b>\$430,270</b>

### New Ag / Timber Exemptions

### New Annexations

### New Deannexations

### Average Homestead Value

#### Category A and E

Count of HS Residences	Average Market	Average HS Exemption	Average Taxable
835	\$115,950	\$202	\$115,748
Category A Only			

Count of HS Residences	Average Market	Average HS Exemption	Average Taxable
660	\$93,325	\$34	\$93,291

# 2022 LEVY TOTALS

011 - Sutton Co FM & FC

Property Count: 47,400

10/11/2022 10:03:37AM

Land		Value				
Homesite:		13,903,856				
Non Homesite:		30,466,364				
Ag Market:		1,059,443,002				
Timber Market:		0		Total Land	(+)	1,103,813,222
Improvement		Value				
Homesite:		85,100,679				
Non Homesite:		126,121,374		Total Improvements	(+)	211,222,053
Non Real		Count	Value			
Personal Property:		795	382,482,880			
Mineral Property:		40,053	72,994,427			
Autos:		0	0	Total Non Real	(+)	455,477,307
				Market Value	=	1,770,512,582
Ag	Non Exempt	Exempt				
Total Productivity Market:	1,058,565,112	877,890				
Ag Use:	32,094,873	22,230		Productivity Loss	(-)	1,026,470,239
Timber Use:	0	0		Appraised Value	=	744,042,343
Productivity Loss:	1,026,470,239	855,660		Homestead Cap	(-)	171,226
				Assessed Value	=	743,871,117
				Total Exemptions Amount (Breakdown on Next Page)	(-)	24,885,043
				Net Taxable	=	718,986,074

Freeze	Assessed	Taxable	Actual Tax	Celling	Count	
DP	1,715,410	1,637,410	1,251.58	1,255.08	27	
OV65	38,174,173	35,730,883	25,658.65	26,456.52	310	
Total	39,889,583	37,368,293	26,910.23	27,711.60	337	Freeze Taxable (-) 37,368,293
Tax Rate	0.1210310					
						Freeze Adjusted Taxable = 681,617,781

Levy Info			
M&O Rate:	0.1210310	M&O Tax:	851,877.36
I&S Rate:	0.0000000	I&S Tax:	0.00
Protected I&S Rate:	0.0000000	Protected I&S Tax:	0.00
		Ag Penalty:	196.23
		PP Late Penalty:	0.00
		Late Correction Penalty:	0.00
		Total Levy	852,073.59
Tax Increment Finance Value:			0
Tax Increment Finance Levy:			0.00

**2022 LEVY TOTALS**

011 - Sutton Co FM &amp; FC

Property Count: 47,400

10/11/2022

10:03:40AM

**Exemption Breakdown**

Exemption	Count	Local	State	Total
DP	29	0	0	0
DV1	3	0	36,000	36,000
DV2	4	0	26,500	26,500
DV3	4	0	42,000	42,000
DV4	16	0	96,000	96,000
DV4S	1	0	12,000	12,000
DVHS	12	0	1,828,480	1,828,480
EX	53	0	465,660	465,660
EX (Prorated)	1	0	5,178	5,178
EX-XG	4	0	140,530	140,530
EX-XN	7	0	0	0
EX-XV	113	0	8,375,010	8,375,010
EX366	4,592	0	113,320	113,320
HS	872	0	2,581,195	2,581,195
OV65	328	0	0	0
PC	8	11,163,170	0	11,163,170
<b>Totals</b>		<b>11,163,170</b>	<b>13,721,873</b>	<b>24,885,043</b>



# 2022 LEVY TOTALS

011 - Sutton Co FM & FC  
Grand Totals

Property Count: 47,400

10/11/2022 10:03:37AM

Land		Value			
Homesite:		13,903,856			
Non Homesite:		30,466,364			
Ag Market:		1,059,443,002			
Timber Market:		0	Total Land	(+)	1,103,813,222
Improvement		Value			
Homesite:		85,100,679			
Non Homesite:		126,121,374	Total Improvements	(+)	211,222,053
Non Real		Count	Value		
Personal Property:	795		382,482,880		
Mineral Property:	40,053		72,994,427		
Autos:	0		0	Total Non Real	(+)
				Market Value	=
					455,477,307
					1,770,512,582
Ag		Non Exempt	Exempt		
Total Productivity Market:	1,058,565,112		877,890		
Ag Use:	32,094,873		22,230	Productivity Loss	(-)
Timber Use:	0		0	Appraised Value	=
Productivity Loss:	1,026,470,239		855,660		744,042,343
				Homestead Cap	(-)
					171,226
				Assessed Value	=
					743,871,117
				Total Exemptions Amount (Breakdown on Next Page)	(-)
					24,885,043
				Net Taxable	=
					718,986,074

Freeze	Assessed	Taxable	Actual Tax	Ceiling	Count		
DP	1,715,410	1,637,410	1,251.58	1,255.08	27		
OV65	38,174,173	35,730,883	25,658.65	26,456.52	310		
Total	39,889,583	37,368,293	26,910.23	27,711.60	337	Freeze Taxable	(-)
							37,368,293
Tax Rate	0.1210310						
						Freeze Adjusted Taxable	=
							681,617,781

Levy Info			
M&O Rate:	0.1210310	M&O Tax:	851,877.36
I&S Rate:	0.0000000	I&S Tax:	0.00
Protected I&S Rate:	0.0000000	Protected I&S Tax:	0.00
		Ag Penalty:	196.23
		PP Late Penalty:	0.00
		Late Correction Penalty:	0.00
		Total Levy	852,073.59
Tax Increment Finance Value:			0
Tax Increment Finance Levy:			0.00

**2022 LEVY TOTALS**

Property Count: 47,400

011 - Sutton Co FM & FC  
Grand Totals

10/11/2022

10:03:40AM

**Exemption Breakdown**

Exemption	Count	Local	State	Total
DP	29	0	0	0
DV1	3	0	36,000	36,000
DV2	4	0	26,500	26,500
DV3	4	0	42,000	42,000
DV4	16	0	96,000	96,000
DV4S	1	0	12,000	12,000
DVHS	12	0	1,828,480	1,828,480
EX	53	0	465,660	465,660
EX (Prorated)	1	0	5,178	5,178
EX-XG	4	0	140,530	140,530
EX-XN	7	0	0	0
EX-XV	113	0	8,375,010	8,375,010
EX366	4,592	0	113,320	113,320
HS	872	0	2,581,195	2,581,195
OV65	328	0	0	0
PC	8	11,163,170	0	11,163,170
<b>Totals</b>		<b>11,163,170</b>	<b>13,721,873</b>	<b>24,885,043</b>

**2022 LEVY TOTALS**

011 - Sutton Co FM &amp; FC

Property Count: 47,400

10/11/2022 10:03:40AM

**State Category Breakdown**

State Code	Description	Count	Acres	New Value	Market Value	Taxable Value
A	SINGLE FAMILY RESIDENCE	1,227	567.6080	\$109,790	\$92,726,920	\$89,431,070
B	MULTIFAMILY RESIDENCE	7	1.9646	\$0	\$2,087,090	\$2,087,090
C1	VACANT LOTS AND LAND TRACTS	252	165.6535	\$0	\$3,525,552	\$3,518,352
D1	QUALIFIED OPEN-SPACE LAND	3,710	917,517.3390	\$0	\$1,058,564,982	\$32,094,873
E	RURAL LAND, NON QUALIFIED OPE	871	6,615.2164	\$660,960	\$92,249,938	\$90,880,020
F1	COMMERCIAL REAL PROPERTY	251	430.1195	\$25,400	\$44,324,729	\$44,324,729
F2	INDUSTRIAL AND MANUFACTURIN	24	100.8841	\$0	\$8,582,016	\$8,582,016
G1	OIL AND GAS	35,470		\$0	\$72,835,897	\$72,835,897
J2	GAS DISTRIBUTION SYSTEM	14	164.3250	\$0	\$1,113,040	\$1,113,040
J3	ELECTRIC COMPANY (INCLUDING C	8		\$0	\$62,078,850	\$62,078,850
J4	TELEPHONE COMPANY (INCLUDI	4	0.2296	\$0	\$1,326,280	\$1,326,280
J6	PIPELAND COMPANY	293	0.1680	\$0	\$181,391,200	\$181,391,200
L1	COMMERCIAL PERSONAL PROPE	117		\$0	\$12,957,680	\$12,957,680
L2	INDUSTRIAL AND MANUFACTURIN	309		\$0	\$123,905,500	\$112,742,330
M1	TANGIBLE OTHER PERSONAL, MOE	136		\$121,960	\$3,728,210	\$3,607,647
S	SPECIAL INVENTORY TAX	1		\$0	\$15,000	\$15,000
X	TOTALLY EXEMPT PROPERTY	4,761	1,069.4574	\$0	\$9,099,698	\$0
	<b>Totals</b>		<b>926,632.9651</b>	<b>\$918,110</b>	<b>\$1,770,512,582</b>	<b>\$718,986,074</b>

**2022 LEVY TOTALS**

Property Count: 47,400

011 - Sutton Co FM & FC  
Grand Totals

10/11/2022 10:03:40AM

**State Category Breakdown**

State Code	Description	Count	Acres	New Value	Market Value	Taxable Value
A	SINGLE FAMILY RESIDENCE	1,227	567.6080	\$109,790	\$92,726,920	\$89,431,070
B	MULTIFAMILY RESIDENCE	7	1.9646	\$0	\$2,087,090	\$2,087,090
C1	VACANT LOTS AND LAND TRACTS	252	165.6535	\$0	\$3,525,552	\$3,518,352
D1	QUALIFIED OPEN-SPACE LAND	3,710	917,517.3390	\$0	\$1,058,564,982	\$32,094,873
E	RURAL LAND, NON QUALIFIED OPE	871	6,615.2164	\$660,960	\$92,249,938	\$90,880,020
F1	COMMERCIAL REAL PROPERTY	251	430.1195	\$25,400	\$44,324,729	\$44,324,729
F2	INDUSTRIAL AND MANUFACTURIN	24	100.8841	\$0	\$8,582,016	\$8,582,016
G1	OIL AND GAS	35,470		\$0	\$72,835,897	\$72,835,897
J2	GAS DISTRIBUTION SYSTEM	14	164.3250	\$0	\$1,113,040	\$1,113,040
J3	ELECTRIC COMPANY (INCLUDING C	8		\$0	\$62,078,850	\$62,078,850
J4	TELEPHONE COMPANY (INCLUDI	4	0.2296	\$0	\$1,326,280	\$1,326,280
J6	PIPELAND COMPANY	293	0.1680	\$0	\$181,391,200	\$181,391,200
L1	COMMERCIAL PERSONAL PROPE	117		\$0	\$12,957,680	\$12,957,680
L2	INDUSTRIAL AND MANUFACTURIN	309		\$0	\$123,905,500	\$112,742,330
M1	TANGIBLE OTHER PERSONAL, MOB	136		\$121,960	\$3,728,210	\$3,607,647
S	SPECIAL INVENTORY TAX	1		\$0	\$15,000	\$15,000
X	TOTALLY EXEMPT PROPERTY	4,761	1,069.4574	\$0	\$9,099,698	\$0
	<b>Totals</b>		<b>926,632.9651</b>	<b>\$918,110</b>	<b>\$1,770,512,582</b>	<b>\$718,986,074</b>

## 2022 LEVY TOTALS

011 - Sutton Co FM &amp; FC

Property Count: 47,400

10/11/2022 10:03:40AM

## CAD State Category Breakdown

State Code	Description	Count	Acres	New Value	Market Value	Taxable Value
A1	REAL, RESIDENTIAL, SINGLE FAMILY	989	382.7094	\$104,250	\$83,810,460	\$80,836,385
A2	REAL, RESIDENTIAL, MOBILE HOME	258	184.8986	\$5,540	\$8,909,870	\$8,588,095
A3	REAL, RESIDENTIAL, IMPROVEMENT	2		\$0	\$6,590	\$6,590
B1	REAL, RESIDENTIAL, MULTI FAMILY	7	1.9646	\$0	\$2,087,090	\$2,087,090
C1	REAL, VACANT, LOTS/TRACTS	209	85.6823	\$0	\$1,969,652	\$1,962,452
C2	REAL, COMMERCIAL, VACANT LOT/T	43	79.9712	\$0	\$1,555,900	\$1,555,900
D1	REAL, ACREAGE, RANGELAND	3,110	810,694.1350	\$0	\$924,811,642	\$28,349,153
D3	REAL, ACREAGE, FARMLAND	7	433.0300	\$0	\$445,330	\$21,660
D4	DO NOT USE	1	17.4640	\$0	\$52,390	\$610
D6	REAL, ACREAGE, RANGELAND.- WI	595	106,480.0770	\$0	\$133,437,350	\$3,905,050
E1	REAL, FARM & RANCH IMPROVEMEN	699	1,725.7156	\$660,960	\$84,005,448	\$82,642,450
E4	RURAL LAND NON QUALIFIED AG	178	4,782.1338	\$0	\$8,062,760	\$8,055,970
F1	REAL - COMMERCIAL	251	430.1195	\$25,400	\$44,324,729	\$44,324,729
F2	REAL - INDUSTRIAL	24	100.8841	\$0	\$8,582,016	\$8,582,016
G1	REAL: MINERALS OIL AND GAS	35,470		\$0	\$72,835,897	\$72,835,897
J2	GAS COMPANIES	14	164.3250	\$0	\$1,113,040	\$1,113,040
J3	ELECTRIC COMPANIES	8		\$0	\$62,078,850	\$62,078,850
J4	TELEPHONE COMPANIES	4	0.2296	\$0	\$1,326,280	\$1,326,280
J6	PIPELINE COMPANIES	293	0.1680	\$0	\$181,391,200	\$181,391,200
L1	PERSONAL, COMMERCIAL	117		\$0	\$12,957,680	\$12,957,680
L2	PERSONAL, INDUSTRIAL	301		\$0	\$112,742,330	\$112,742,330
L5	Conversion	8		\$0	\$11,163,170	\$0
M1	TANGIBLE, PERSONAL PROPERTY - I	136		\$121,960	\$3,728,210	\$3,607,647
S	SPECIAL INVENTORY	1		\$0	\$15,000	\$15,000
X	TOTALLY EXEMPT PROPERTY	4,761	1,069.4574	\$0	\$9,099,698	\$0
	<b>Totals</b>		<b>926,632.9651</b>	<b>\$918,110</b>	<b>\$1,770,512,582</b>	<b>\$718,986,074</b>

**2022 LEVY TOTALS**

011 - Sutton Co FM &amp; FC

Property Count: 47,400

Grand Totals

10/11/2022 10:03:40AM

**CAD State Category Breakdown**

State Code	Description	Count	Acres	New Value	Market Value	Taxable Value
A1	REAL, RESIDENTIAL, SINGLE FAMILY	989	382.7094	\$104,250	\$83,810,460	\$80,836,385
A2	REAL, RESIDENTIAL, MOBILE HOME	258	184.8986	\$5,540	\$8,909,870	\$8,588,095
A3	REAL, RESIDENTIAL, IMPROVEMENT	2		\$0	\$6,590	\$6,590
B1	REAL, RESIDENTIAL, MULTI FAMILY	7	1.9646	\$0	\$2,087,090	\$2,087,090
C1	REAL, VACANT, LOTS/TRACTS	209	85.6823	\$0	\$1,969,652	\$1,962,452
C2	REAL, COMMERCIAL, VACANT LOT/T	43	79.9712	\$0	\$1,555,900	\$1,555,900
D1	REAL, ACREAGE, RANGELAND	3,110	810,694.1350	\$0	\$924,811,642	\$28,349,153
D3	REAL, ACREAGE, FARMLAND	7	433.0300	\$0	\$445,330	\$21,660
D4	DO NOT USE	1	17.4640	\$0	\$52,390	\$610
D6	REAL, ACREAGE, RANGELAND.- WI	595	106,480.0770	\$0	\$133,437,350	\$3,905,050
E1	REAL, FARM & RANCH IMPROVEMEN	699	1,725.7156	\$660,960	\$84,005,448	\$82,642,450
E4	RURAL LAND NON QUALIFIED AG	178	4,782.1338	\$0	\$8,062,760	\$8,055,970
F1	REAL - COMMERCIAL	251	430.1195	\$25,400	\$44,324,729	\$44,324,729
F2	REAL - INDUSTRIAL	24	100.8841	\$0	\$8,582,016	\$8,582,016
G1	REAL: MINERALS OIL AND GAS	35,470		\$0	\$72,835,897	\$72,835,897
J2	GAS COMPANIES	14	164.3250	\$0	\$1,113,040	\$1,113,040
J3	ELECTRIC COMPANIES	8		\$0	\$62,078,850	\$62,078,850
J4	TELEPHONE COMPANIES	4	0.2296	\$0	\$1,326,280	\$1,326,280
J6	PIPELINE COMPANIES	293	0.1680	\$0	\$181,391,200	\$181,391,200
L1	PERSONAL, COMMERCIAL	117		\$0	\$12,957,680	\$12,957,680
L2	PERSONAL, INDUSTRIAL	301		\$0	\$112,742,330	\$112,742,330
L5	Conversion	8		\$0	\$11,163,170	\$0
M1	TANGIBLE, PERSONAL PROPERTY - I	136		\$121,960	\$3,728,210	\$3,607,647
S	SPECIAL INVENTORY	1		\$0	\$15,000	\$15,000
X	TOTALLY EXEMPT PROPERTY	4,761	1,069.4574	\$0	\$9,099,698	\$0
	<b>Totals</b>		<b>926,632.9651</b>	<b>\$918,110</b>	<b>\$1,770,512,582</b>	<b>\$718,986,074</b>

**2022 LEVY TOTALS**

011 - Sutton Co FM & FC  
Effective Rate Assumption

Property Count: 47,400

10/11/2022 10:03:40AM

**New Value**

TOTAL NEW VALUE MARKET: \$918,110  
TOTAL NEW VALUE TAXABLE: \$918,110

**New Exemptions**

Exemption	Description	Count	2021 Market Value	Exemption Amount
EX	TOTAL EXEMPTION	8		\$39,860
EX-XG	11.184 Primarily performing charitable functio	2	2021 Market Value	\$12,900
EX-XV	Other Exemptions (including public property, r	6	2021 Market Value	\$8,460
EX366	HOUSE BILL 366	3,621	2021 Market Value	\$45,590
<b>ABSOLUTE EXEMPTIONS VALUE LOSS</b>				<b>\$106,810</b>

Exemption	Description	Count	Exemption Amount	
DP	DISABILITY	3	\$0	
DV2	Disabled Veterans 30% - 49%	1	\$7,500	
DV3	Disabled Veterans 50% - 69%	2	\$20,000	
DV4	Disabled Veterans 70% - 100%	3	\$24,000	
DVHS	Disabled Veteran Homestead	2	\$265,960	
HS	HOMESTEAD	47	\$136,195	
OV65	OVER 65	25	\$0	
<b>PARTIAL EXEMPTIONS VALUE LOSS</b>				<b>\$453,655</b>
<b>NEW EXEMPTIONS VALUE LOSS</b>				<b>\$560,465</b>

**Increased Exemptions**

Exemption	Description	Count	Increased Exemption Amount	
<b>INCREASED EXEMPTIONS VALUE LOSS</b>				
<b>TOTAL EXEMPTIONS VALUE LOSS</b>				<b>\$580,465</b>

**New Ag / Timber Exemptions**

**New Annexations**

**New Deannexations**

**Average Homestead Value**

**Category A and E**

Count of HS Residences	Average Market	Average HS Exemption	Average Taxable
835	\$115,950	\$3,168	\$112,782
Category A Only			

Count of HS Residences	Average Market	Average HS Exemption	Average Taxable
660	\$93,325	\$2,999	\$90,326